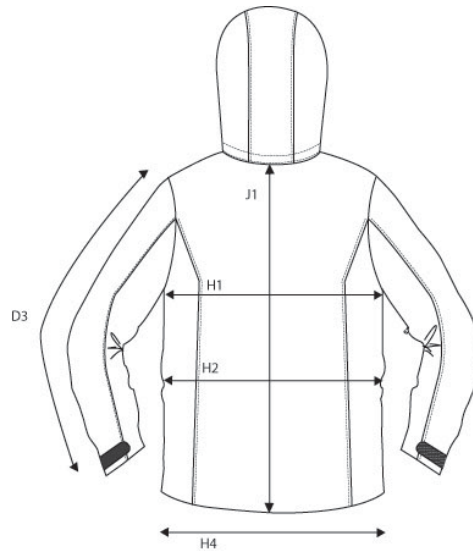
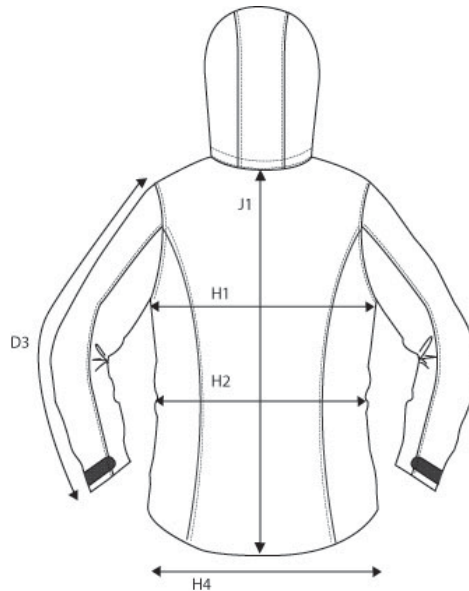


## SIZE AND FIT: WHITESTONE



### WHITESTONE Mens

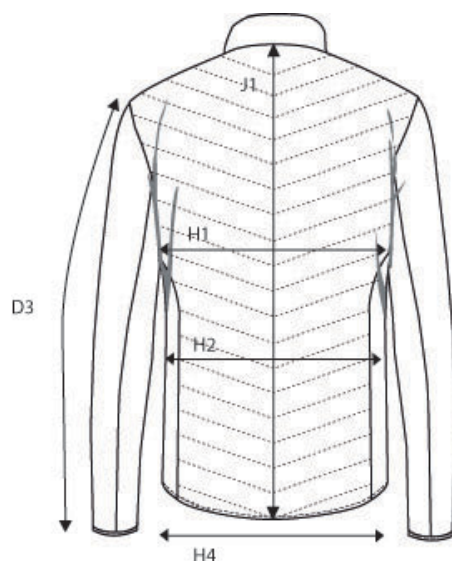
Base size: M / Measurement (in cm)	Diagram	S	M	L	XL	XXL	3XL	4XL
SLEEVE LENGTH from shoulderseam	D3	67	<b>68</b>	69	70	71	72	73
1/2 CHEST WIDTH at armhole	H1	56	<b>59</b>	62	65	68	71	74
1/2 WAIST	H2	54	<b>57</b>	60	63	66	69	72
1/2 BOTTOM WIDTH	H4	54	<b>57</b>	60	63	66	69	72
FULL LENGTH at centre back	J1	71	<b>74</b>	77	80	83	86	89



### WHITESTONE Ladies

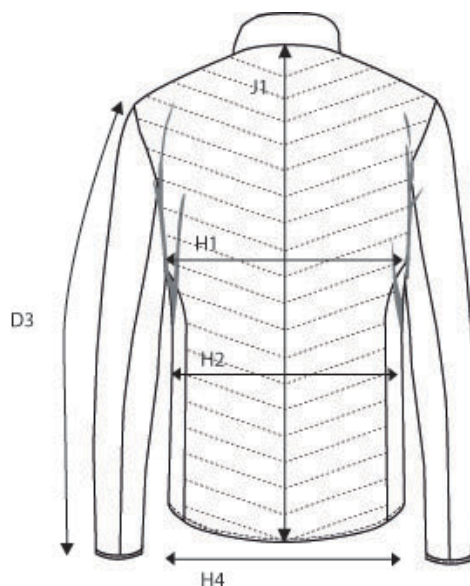
Base size: M / Measurement (in cm)	Diagram	XS	S	M	L	XL	XXL	3XL
SLEEVE LENGTH from shoulderseam	D3	63	64	<b>65</b>	66	67	68	69
1/2 CHEST WIDTH at armhole	H1	50	53	<b>56</b>	59	62	65	69
1/2 WAIST	H2	45	48	<b>51</b>	54	57	61	65
1/2 BOTTOM WIDTH	H4	51	54	<b>57</b>	60	63	66	70
FULL LENGTH at centre back	J1	68	70	<b>72</b>	74	76	78	80

## SIZE AND FIT: KENDRICK



### KENDRICK Mens

Base size: M / Measurement (in cm)	Diagram	S	M	L	XL	XXL	3XL	4XL
SLEEVE LENGTH from shoulderseam	D3	67,5	<b>68,5</b>	69,5	70,5	71,5	72,5	73,5
1/2 CHEST WIDTH at armhole	H1	54	<b>57</b>	60	63	66	69	72
1/2 WAIST	H2	52	<b>55</b>	58	61	64	67	70
1/2 BOTTOM WIDTH	H4	52	<b>55</b>	58	61	64	67	70
FULL LENGTH at centre back	J1	65,5	<b>68,5</b>	71,5	74,5	77,5	80,5	83,5



### KENDRICK Ladies

Base size: M / Measurement (in cm)	Diagram	XS	S	M	L	XL	XXL	3XL
SLEEVE LENGTH from shoulderseam	D3	63	64	<b>65</b>	66	67	68	69
1/2 CHEST WIDTH at armhole	H1	48	51	<b>54</b>	57	60	63	67
1/2 WAIST	H2	42	45	<b>48</b>	51	54	58	62
1/2 BOTTOM WIDTH	H4	49	52	<b>55</b>	58	61	64	68
FULL LENGTH at centre back	J1	63	65	<b>67</b>	69	71	73	75